




NORTHWEST DOOR®

# Natural Wood Garage Doors



**Model: 328SR-54 Raised Clear  
Cedar Panels & SR Hem/Fir Frame**


**Choose the Wood Type and Panel  
Style That Best Suits  
Your Home.**



**Model: 324SR-56 Raised Redwood  
Panels & SR Hem/Fir Frame**



**Model: 323SR-52 Raised Hem/Fir  
Panels & SR Hem/Fir Frame**



**Model: 321FJ-52 Recessed Luan  
Mahogany Plywood Panels  
& FJ Hem/Fir Frame**

**NORTHWEST DOOR®**  
*"The Face of Fine Homes for Over 60 Years"*  
[www.nwdusa.com](http://www.nwdusa.com)

## CONSTRUCTION:

Door frames are constructed using 1-3/8" thick finger-jointed West Coast Hem/Fir with Mortise and Tenon stiles and rails. Solid Rails are an available option and recommended if the door is to be stained. Doors faces are sanded and ready for field finishing by others. *(All wood doors should be finished and protected from the weather prior to the door's installation)*

Raised panels are 3/4" thick; choose from Hem/Fir Panels, Clear Cedar Panels, or Redwood Panels. Also available, the "All Cedar Raised Panel Door" manufactured with a solid Western Red Cedar Frame and Clear Western Red Cedar Panels.

Recessed panels are 1/4" panel thick; choose from Luan Mahogany Plywood, Rough Sawn Fir Plywood, and Tempered One Side Hardboard Panels.

Flush door back, insulate door and laminated reinforced raised panels are optional and can be specified at time of purchase.

## WINDOW DESIGNS:



Plain Lite



Stockton



Cathedral



Sherwood



Williamsburg

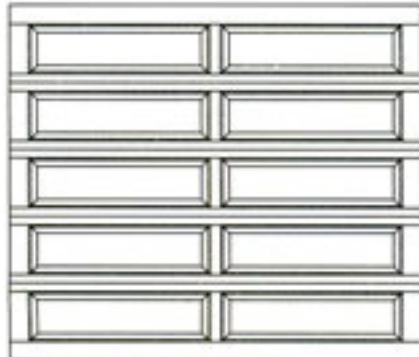


## STANDARD SIZES, PANEL & SECTION ARRANGEMENTS:

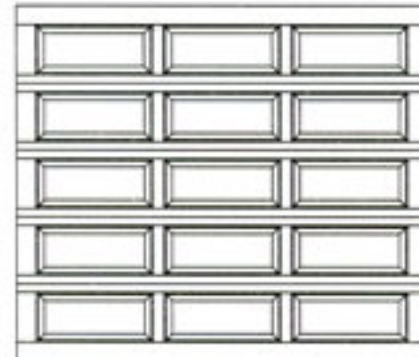
STANDARD WIDTHS:	8'-0"	9'-0"	10'-0"	12'-0"	16'-0"	18'-0"
Panels Horizontally	2,3,4	2,3,4	3,4	3,4,6	4,5,8	5,8

STANDARD HEIGHTS:	7'-0"	8'-0"	9'-0"	10'-0"	12'-0"	14'-0"
Recessed Panels Vertically	4,5	5	5	5	6	7
Raised Panels Vertically	5	6	7	8	9	11

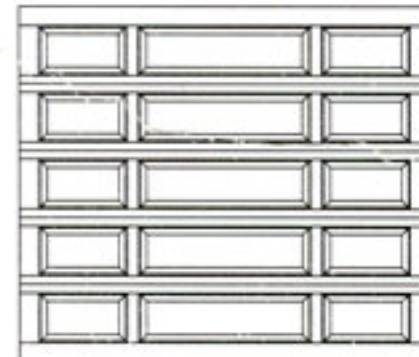
## EXAMPLES OF PANEL ARRANGEMENTS, 5 SECTION RAISED PANEL DOORS SHOWN



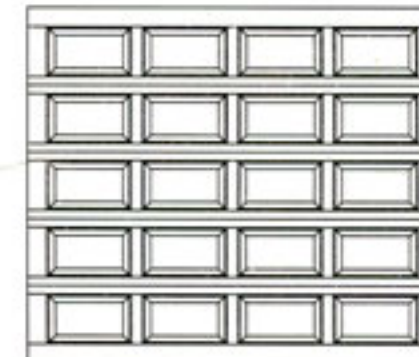
5 Section, 2 Panel




5 Section, 3 Panel



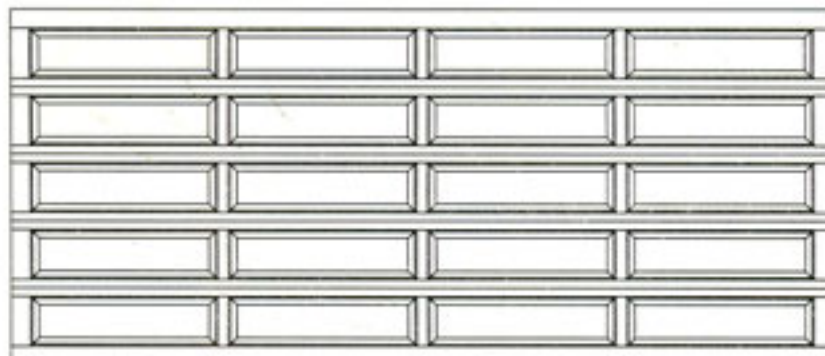
5 Section, 3 Panel



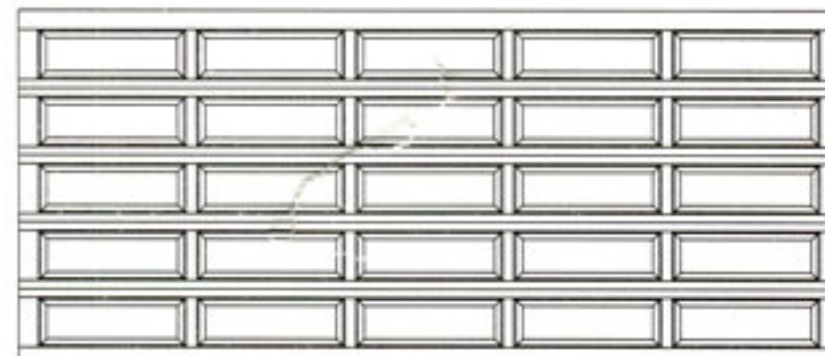
5 Section, 4 Panel



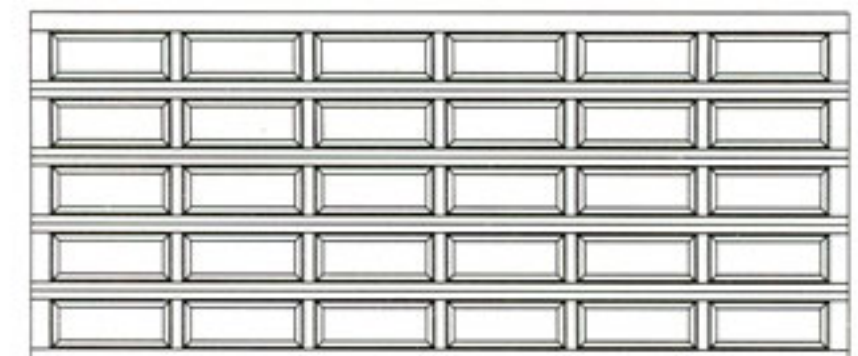
5 Section, 6 Panel



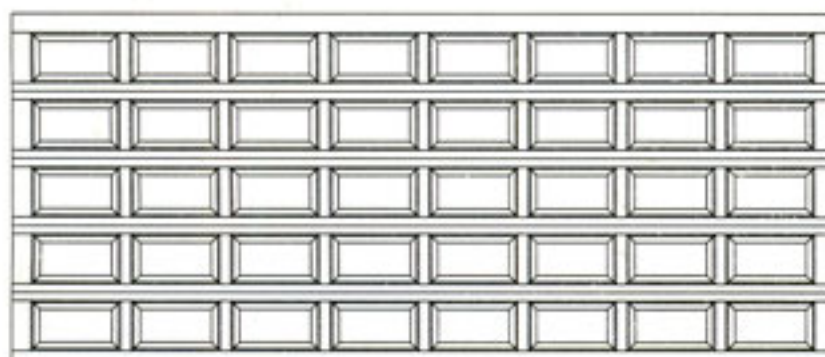
5 Section, 4 Panel



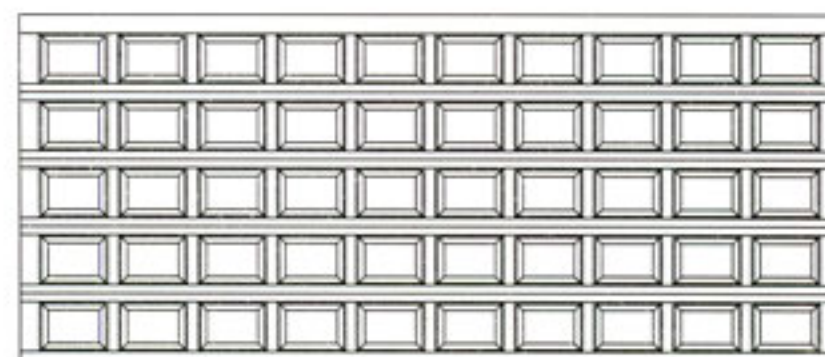
5 Section, 5 Panel




5 Section, 6 Panel



5 Section, 8 Panel



5 Section, 10 Panel



5 Section, 12 Panel

**NOTE:** Wood garage doors must be finished prior to installation and protected from moisture at all times until the finish has been applied to the door. Seal and protect all sides, edges and surfaces.

CHAMBERLAIN  
**LiftMaster**  
PROFESSIONAL

**For ease of operation we recommend LiftMaster Professional Line Garage Door openers for all Northwest Door products.**

Northwest, Door, Inc. - PO Box 44605 - Tacoma, WA 98448 - [www.nwdusa.com](http://www.nwdusa.com)

